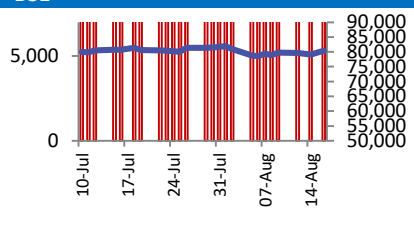
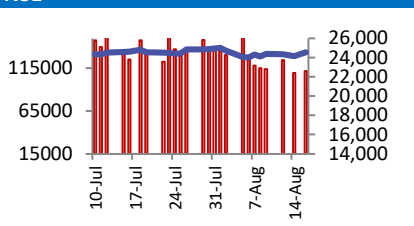


BSE		NSE																													
	<table border="1"> <tr><td>Open</td><td>79755</td></tr> <tr><td>High</td><td>80518</td></tr> <tr><td>Low</td><td>79307</td></tr> <tr><td>Close</td><td>80437</td></tr> <tr><td>Change</td><td>1331</td></tr> <tr><td>Volume (Lacs)</td><td>8062</td></tr> <tr><td>Turnover (Rs.inCr)</td><td>8407</td></tr> </table>	Open	79755	High	80518	Low	79307	Close	80437	Change	1331	Volume (Lacs)	8062	Turnover (Rs.inCr)	8407		<table border="1"> <tr><td>Open</td><td>24335</td></tr> <tr><td>High</td><td>24564</td></tr> <tr><td>Low</td><td>24205</td></tr> <tr><td>Close</td><td>24541</td></tr> <tr><td>Change</td><td>397</td></tr> <tr><td>Volume(Lacs)</td><td>38565</td></tr> <tr><td>Turnover(Rs.in Cr)</td><td>111623</td></tr> </table>	Open	24335	High	24564	Low	24205	Close	24541	Change	397	Volume(Lacs)	38565	Turnover(Rs.in Cr)	111623
Open	79755																														
High	80518																														
Low	79307																														
Close	80437																														
Change	1331																														
Volume (Lacs)	8062																														
Turnover (Rs.inCr)	8407																														
Open	24335																														
High	24564																														
Low	24205																														
Close	24541																														
Change	397																														
Volume(Lacs)	38565																														
Turnover(Rs.in Cr)	111623																														

World Markets	Current	Previous	Pt. Chg	Var(%)
Dow	40660	40563	97	0.2%
Dow Futures	40836	40794	42	0.1%
Nasdaq	17632	17595	37	0.2%
FTSE	8311	8347	(36)	-0.4%
Nikkei	38003	38063	(59)	-0.2%
Hang Seng	17618	17430	187	1.1%
Gift Nifty	24673	24629	44	0.2%
Straits Singapore	3347	3353	(6)	-0.2%
South Korea	2689	2697	(8)	-0.3%
Taiwan	22404	22349	55	0.2%
Shanghai	2898	2879	18	0.6%

Commodity Prices	Current	Previous	Pt. Chg	Var(%)
Copper (\$/MT)	9116	9149	(33.0)	-0.4%
Alumin (\$/MT)	2366	2364	2.0	0.1%
Zinc (\$/MT)	2763	2782	(19.5)	-0.7%
Brent Crude (\$/bbl)	79.7	79.7	0.0	0.0%
Gold (\$/Ounce)	2499	2508	(9.5)	-0.4%
Silver (\$/Ounce)	28.9	29.0	(0.1)	-0.2%
Light Crude (\$/bbl)	76.7	76.7	0.0	0.0%
N G (\$/mmbtu)	2.1	2.1	(0.0)	-0.1%
Sugar (\$/MT)	516.7	513.3	3.4	0.7%
Rubber (Rs./kg)	238.0	237.0	1.0	0.4%
Baltic Dry Index	1691	1692	(1.0)	-0.1%

Currency Exchange Rate	Current	Previous	Var(%)
Rs./ \$ rate	83.95	83.95	0.00%
Rs./ Euro	92.27	92.58	-0.33%
Rs./Chinese Yuan	11.73	11.73	0.05%
Yen / \$ rate	147.63	147.63	0.00%
\$ US/Euro	1.10	1.10	0.02%

Dollar Index	Current	Previous	Var(%)
Dollar Index	105.26	105.28	-0.02%

Support/ Resistance Levels for Today		
	Nifty	Bank Nifty Fut
Support 1	24470	50000
Support 2	24400	50370
Resistance	24640	51000

Securities in Ban For Trade	
AARTIIND	ABFRL
BANDHANBK	BIOCON
CHAMBLFERT	GNFC
GRANULES	INDIACEM
INDIAMART	LICHSGFIN
MANAPPURAM	NMDC
PEL	PNB
RBLBANK	SAIL
SUNTV	

### Market Review

**US:** Global shares pushed higher on Friday, adding to weekly gains, after encouraging U.S. economic data helped soothe fears of a recession in the world's largest economy.

**Asia:** Asian markets mostly rose Monday following last week's strong performance, with traders focused on a closely followed meeting of central bank chiefs where the Federal Reserve's Jerome Powell is due to deliver a key speech.

**India:** Benchmark equity indices ended with weekly gains after two consecutive weeks of losses. Both the Nifty and Sensex recorded their highest closing since Aug. 2 on Friday as shares of financials and technology companies led the gains. **Market is expected to open gap up and likely to witness positive move during the day.**

**Global economy:** Israel's economy grew less than expected in the second quarter of 2024, extending a period of volatility since the start of war in Gaza, but the weakness is likely not enough to prompt a central bank rate cut next week given rising inflation. The Central Bureau of Statistics said in an initial estimate on Sunday that GDP grew by an annualised 1.2% in the April-June period. Overall growth was led by gains in consumer spending (12%), investment in fixed assets (1.1%) and government spending (8.2%), offsetting an 8.3% decline in exports. First-quarter GDP was revised to 17.3% annualised from a prior estimate of 14.4%, bouncing back from a contraction of 20.6% in the fourth quarter of 2023. Over the first half of 2024, Israel's economy grew 2.5% at an annual rate versus 4.5% in the same period in 2023, according to the statistics bureau.

U.S. single-family homebuilding dropped to a 16-month low in July, likely weighed down by Hurricane Beryl and an oversupply of new houses as higher mortgage rates and prices depress sales. The fifth straight monthly decrease in homebuilding reported by the Commerce Department on Friday suggested the housing market remained subdued at the start of the third quarter.

**Commodities:** Oil prices eased in early Asian trading on Monday as fears of weaker demand in top oil importer China weighed on market sentiment while investors focus on the progress of ceasefire talks in the Middle East, which could reduce supply risks.

A softer dollar combined with lower bond yields to help gold hold at \$2,506 an ounce, and near an all-time peak of \$2,509.69.

**Currency:** The U.S. dollar was struggling to make headway against its peers on Monday, though it traded in a tight range as investors awaited fresh catalysts this week that could offer clues on the outlook for U.S. interest rates.

FII Derivative Transactions (Rs. Cr)

Contracts	Purchase		Sell		Net	Open Interest (OI)		OI (Previous day)		Change	
	Contract	Value	Contract	Value		Contract	Value	Contract	Value	Contract	Value
Index Future	78924	5203	44118	2880	2323	555013	36717	552775	36167	2238	550
Index Option	19569882	1285744	19668217	1295763	(10019)	5393296	349729	3746635	239996	1646661	109733
Stock Future	379153	29595	268350	21133	8462	4177716	321358	4194091	316586	(16375)	4772
Stock Option	619048	49520	631238	50389	(869)	845646	65966	832226	63679	13420	2287
<b>Total</b>	<b>20647007</b>	<b>1370062</b>	<b>20611923</b>	<b>1370165</b>	<b>(103)</b>	<b>10971671</b>	<b>773770</b>	<b>9325727</b>	<b>656428</b>	<b>1645944</b>	<b>117342</b>

FII All Activity-BBG (Rs Cr)	Buy	Sell	Net
8-Aug-24	18414	17893	522
9-Aug-24	11073	12234	(1161)
12-Aug-24	16013	18824	(2811)
13-Aug-24	15154	16573	(1420)
14-Aug-24	15309	17686	(2378)
<b>Month to date- Aug</b>	<b>159744</b>	<b>178092</b>	<b>(18347)</b>
FII (Prov.) (Rs Cr)	Buy	Sell	Net
9-Aug-24	12455	12048	407
12-Aug-24	13846	18527	(4681)
13-Aug-24	14502	16610	(2107)
14-Aug-24	14970	17565	(2595)
16-Aug-24	18494	17728	767
<b>Month to date-Aug</b>	<b>163012</b>	<b>191989</b>	<b>(28977)</b>
DII (Prov.) (Rs. Cr)	Buy	Sell	Net
9-Aug-24	15191	11211	3980
12-Aug-24	13702	9224	4478
13-Aug-24	13006	11766	1240
14-Aug-24	12269	10033	2236
16-Aug-24	12796	10190	2606
<b>Month to date-Aug</b>	<b>163499</b>	<b>129439</b>	<b>34060</b>
FII Debt - BBG (Rs. Cr)	Buy	Sell	Net
8-Aug-24	1546	1157	390
9-Aug-24	2057	1183	874
12-Aug-24	1024	119	905
13-Aug-24	636	53	583
14-Aug-24	885	397	488
<b>Month to date- Aug</b>	<b>16189</b>	<b>8785</b>	<b>7404</b>

Market Breadth	BSE		NSE	
	No.	%	No.	%
Advance	2414	60%	1827	67%
Decline	1527	38%	859	31%
Unchanged	95	2%	51	2%

Market Turnover	16-Aug	14-Aug	Var (%)
BSE Cash	8407	7111	18%
NSE Cash	111623	109273	2%
NSE Futures	157652	124190	27%
NSE Options	14661133	57538288	-75%
Total (Rs.Cr)	14938815	57778861	-74%

Volatility Index	16-Aug	14-Aug
Volatility Index	14.40	15.44

Index PE - TTM	16-Aug	Yr. High	Yr. Low
Sensex	23.6	26.0	21.8
Nifty	22.8	28.8	20.3

Corporate News

**Jubilant Pharmova to invest in MNC Pierre Fabre's French R&D centre via new unit**

The company's unit, Jubilant Biosys, will add drug discovery and preclinical development capabilities. Capabilities to be added via a new company incorporated in France, which will acquire Pierre Fabre's R&D Centre in the country. The company is to invest up to €14.4 million over seven years, including €4.4 million for an 80% stake in the new company. (ET)

**Escorts Kubota eyes land in UP for Rs 4500 cr manufacturing facility after pivot from Rajasthan**

Escorts Kubota has announced plans to build a Greenfield manufacturing facility in Uttar Pradesh, seeking land acquisition approval from the state government. With an investment of Rs 4,500 crore, the company aims to generate annual revenue of Rs 10,000 crore and create 14,000 jobs upon completion. The plan is subject to necessary clearances. (NDTV Profit)

Economy

**India facing acute shortage of natural rubber, prices soar**

India is experiencing a significant shortage of natural rubber (NR), with domestic production lagging behind demand by approximately 5.5 lakh tonne. Despite an increase in NR production from 8.39 lakh tonne in 2022-23 to 8.57 lakh tonne in 2023-24, consumption has surged from 13.5 lakh tonne to 14.16 lakh tonne, maintaining the large deficit. This situation has led to importing challenges due to high customs duties and availability issues, resulting in soaring prices and a potential crisis for industries reliant on NR.(ET)

**Cabinet approves metro rail projects worth Rs 30,000 crore in Bengaluru, Thane, and Pune**

The Union Cabinet sanctioned metro projects in Bengaluru, Thane, and Pune, totaling Rs 30,000 crore and set for completion by 2029. New civil enclaves at Bagdgora Airport and Bihta, Patna, costing nearly Rs 3,000 crore, were also approved to tackle airport capacity issues in West Bengal and Bihar.(et)

International

**South Korean AI chip makers Rebellions and Sapeon agree to merge**

South Korean artificial-intelligence chip makers Rebellions Inc and Sapeon Korea Inc have signed a definitive merger agreement, the privately held companies said on Sunday.They announced merger negotiations in June. The deal is the latest attempt by South Korean companies to challenge global AI chip leaders such as Nvidia. Sapeon's shareholders include South Korea's largest telecom company SK Telecom and the world's second-largest memory chipmaker SK Hynix.

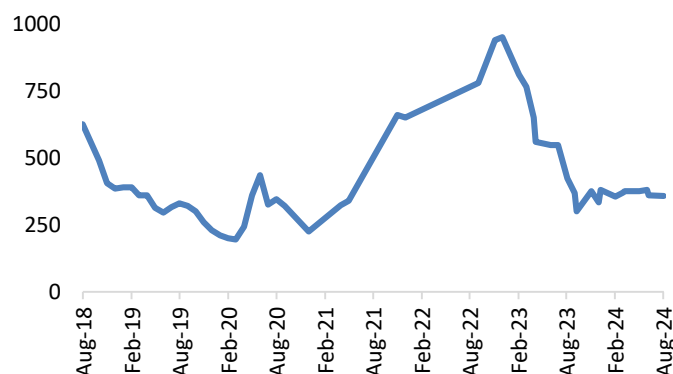
Top 5 Nifty Gainers	16-Aug	14-Aug	Var(%)
WIPRO	516	495	4.3%
TECHM	1585	1524	4.0%
GRASIM	2600	2512	3.5%
M&M	2840	2745	3.5%
TATAMOTORS	1098	1062	3.4%
Top 5 Nifty Losers	16-Aug	14-Aug	Var(%)
DIVISLAB	4634	4662	-0.6%
SBILIFE	1689	1692	-0.2%
DRREDDY	6794	6801	-0.1%

BSE Index Watch	Last	1 day	1 wk	1 mth	1 yr
SENSEX	80437	1.7%	2.0%	-0.2%	23.8%
MIDCAP	47394	1.8%	1.6%	2.5%	56.6%
SMLCAP	53857	1.7%	1.2%	2.6%	52.6%
AUTO	57823	1.9%	2.5%	2.3%	64.7%
BANKEX	57634	1.6%	1.1%	-4.2%	17.1%
Capital Goods	72848	1.8%	1.8%	1.7%	68.7%
FMCG	22579	1.5%	0.5%	2.4%	21.6%
Health Care	41167	0.9%	0.6%	7.9%	48.1%
IT	41549	2.7%	5.9%	2.3%	34.4%
METAL	30838	1.7%	0.2%	-2.2%	46.7%
Oil & Gas	31886	1.5%	1.1%	3.5%	69.5%
Power	8230	1.8%	0.6%	6.7%	93.3%
Realty	8190	2.5%	4.2%	-4.3%	93.0%

NSE USD Futures	16-Aug	14-Aug	Var (%)
August Expiry (Rs./\$)	83.56	83.56	0.0%
Sept Expiry (Rs./\$)	83.81	83.81	0.0%
Total Turnover (Rs. Crore)	982	1414	-31%

Sectors	TTM PE
Auto	32.72
Auto Ancillary	51.76
Banking	14.58
Engineering	43.56
Cement	76.71
Diamonds & Jewellery	53.16
Housing Finance	24.49
Infrastructure & Const	35.3
Metals-Aluminium	39.51
Metal – Steel	18.85
Oil Expl.	13.46
Pharma	12.91
Power – Gen. Supp.	43.99
Information Tech.	27.16
Sugar	22.53
Telecom Serv. Prov.	79.83
Tyres	26.94

Caustic Soda Price (\$/short ton) (Source:BBG)



10 year G-Sec Yield	Current	Previous	Change
US	3.89%	3.88%	1 bps
Japan	0.91%	0.88%	3 bps
India	6.87%	6.86%	1 bps
UK	3.93%	3.92%	0 bps
Libor 3 Mths	5.39%	5.36%	3 bps

Indian Eco Data	Current	Previous	Var(%)
Forex Reserve (US\$ in bn)	654	652	0.3%
Inflation - WPI	2.04%	3.36%	(132) bps
Inflation - CPI	3.54%	5.08%	(154) bps

India GDP	Q4FY24	Q3FY24	Var(%)
Growth	7.76%	8.57%	(81) bps

Monetary Policy	Current	Previous	Change
Repo Rate	6.50%	6.50%	0 bps
Reverse Repo Rate	3.35%	3.35%	0 bps
CRR	4.50%	4.50%	0 bps
O/S Banking System Liquidity (Rs bn)	1644	1645	(0.5)

IIP Growth %	Jun-24	Jun-23	Apr-Feb
IIP	4.2	4.0	5.6
Mining	10.3	7.6	7.6
Manufacturing	2.6	3.5	4.4
Electricity	8.6	4.2	9.2

ADR Price Movement

Company	Price (US\$)	Volume	Previous Day Price	Volume	Variance (%)	No. of Share Per ADR	ADR Price (Rs.)	BSE Price	Variance (%)
Infosys Tech	22.01	5219055	21.83	6838199	0.82%	1	1847.74	1858.95	-0.6%
Wipro	6.06	1042043	5.92	754559	2.36%	1	508.74	516.25	-1.5%
Dr.Reddy's	81.77	149322	81.53	101458	0.29%	1	6864.59	6793.60	1.0%
ICICI Bank	28.19	2708002	27.84	5746324	1.26%	2	1183.28	1187.25	-0.3%
HDFC Bank	60.11	1838893	59.84	3756631	0.45%	3	1682.08	1632.10	3.1%

GDR's (US\$)

	Prices	Prev. Close	Change	Var %
L&T	42.50	42.40	0.1	0.2%
RIL	70.00	69.80	0.2	0.3%
SBI	96.50	96.50	0.0	0.0%

US Economy Data

	Current	Previous
Inflation (YoY)	2.90%	3.00%
Unemployment (%)	4.30%	4.10%

Interest Rate (%)

	Current	Previous
Fed Rate	5.50%	5.50%

US GDP

	Q1CY24	Q4CY23	Q4CY22
Growth (QoQ Annualized)	2.80%	1.40%	2.60%

China Economy Data

	Current	Previous
GDP	4.70%	5.30%
Inflation – CPI (%)	0.50%	0.20%

Economic Calendar

	Date
Indian GDP Data	30 Aug
Indian Inflation Data CPI	12 Sep
Indian Inflation Data WPI	16 Sep
Indian Monetary Policy	09 Oct
India's Industrial Production (IIP)	12 Sep
US Inflation Data	11 Sep
US GDP	30 Aug
US Unemployment Data	16 Sep
US Fed Rate	18 Sep
China GDP	18 Oct
China Inflation Data	9 Sep

Event Update

Name	Date	Purpose
Chaman Lal Setia Exports Ltd.	19-08-2024	Buy Back of Shares
Man InfraConstruction Ltd.	19-08-2024	Rs.0.45 per share(22.5%)First Interim Dividend
Reliance Industries Ltd.	19-08-2024	Rs.10.00 per share(100%)Final Dividend
AIA Engineering Ltd.	20-08-2024	Buy Back of Shares
Balkrishna Industries Ltd.	20-08-2024	Rs.4.00 per share(200%)First Interim Dividend
Dr. Lal Pathlabs Ltd.	20-08-2024	Rs.6.00 per share(60%)Interim Dividend
Indo Borax & Chemicals Ltd.	20-08-2024	Rs.1.00 per share(100%)Final Dividend
IRB Infrastructure Developers Ltd.	20-08-2024	Rs.0.10 per share(10%)Interim Dividend
Jeena Sikho Lifecare Ltd.	20-08-2024	Dividend
Mitsu Chem Plast Ltd.	20-08-2024	Rs.0.20 per share(2%)Final Dividend
Omnitex Industries (India) Ltd.	20-08-2024	Rs.8.00 per share(80%)Interim Dividend
PI Industries Ltd.	20-08-2024	Rs.9.00 per share(900%)Final Dividend
PVV Infra Ltd.	20-08-2024	Bonus issue
Rain Industries Ltd.	20-08-2024	Rs.1.00 per share(50%)Interim Dividend
Sanghvi Movers Ltd.	20-08-2024	Rs.6.00 per share(300%)Final Dividend
Sun TV Network Ltd.	20-08-2024	Rs.5.00 per share(100%)Interim Dividend
The Phoenix Mills Ltd.	20-08-2024	Rs.5.00 per share(250%)Final Dividend
Wealth First Portfolio Managers Ltd.	20-08-2024	Dividend
Credo Brands Marketing Ltd.	21-08-2024	Rs.0.50 per share(25%)Final Dividend
Engineers India Ltd.	21-08-2024	Rs.1.00 per share(20%)Final Dividend
Gateway Distriparks Ltd.	21-08-2024	Rs.1.25 per share(12.5%)First Interim Dividend
Hindustan Aeronautics Ltd.	21-08-2024	Rs.13.00 per share(260%)Final Dividend
ISGEC Heavy Engineering Ltd.	21-08-2024	Rs.4.00 per share(400%)Dividend
KPI Green Energy Ltd.	21-08-2024	Rs.0.20 per share(4%)Interim Dividend
Pfizer Ltd.	21-08-2024	Rs.35.00 per share(350%)Final Dividend



**Bulk Deal As On 16/08/24**

BSE

Security Code	Security Name	Client Name	Deal	Quantity	Price
538351	AFEL	MULTIPLIER SHARE & STOCK ADVISORS PRIVATE LIMITED	B	100000	14
507828	ANSALHSG	F3 ADVISORS PRIVATE LIMITED	S	380131	24.72
513401	ASHIS	ANKIT JASHWANTBHAI PATEL	S	49436	44.29
513401	ASHIS	HARESHVRAJLALPUROHIT	B	48000	46.9
539834	BALGOPAL	FRENZY COMMERCIAL PVT LTD	S	265000	55.39
539834	BALGOPAL	HIRISE INFRACON LIMITED	S	260000	55.37
539834	BALGOPAL	STARWINGS FASHION TRADING LIMITED	S	121000	55.41
539834	BALGOPAL	UPTURN DEVELOPERS LLP	B	160000	55.4
543209	BILLWIN	MERU INVESTMENT FUND PCC-CELL 1	B	87000	47
543209	BILLWIN	SUNITA AGARWAL	S	87000	47
532483	CANBK	BNP PARIBAS FINANCIAL MARKETS	B	8660168	105.65
532483	CANBK	MARSHALL WACE INVESTMENT STRATEGIES - EUREKA FUND	S	8660168	105.65
544220	CTLLAB	VINAYAK GOPALKRISHNA KUDVA	S	14400	88.03
521137	EUREKAI	PATEL HASMUKH CHHOTALAL	S	50000	3.64
531486	FILME	MULTIPLIER SHARE & STOCK ADVISORS PRIVATE LIMITED	B	200000	3.6
512493	GARNETINT	SURESH GAGGAR	S	130000	125.4
540266	GLCL	AMITKUMAR ANANDPRASAD VYAS	S	36800	22.06
540266	GLCL	DIPAKKUMAR KANTILAL KANSARA	S	39750	22.06
540266	GLCL	SMITHA POLINENI	B	40000	22.06
539692	IFINSER	ALPESHBHAI RASIKLAL SHAH	S	16000	29.26
540377	IFL	VIJAY DUTT CHANDOLA	S	5500000	1.21
500220	JASCH	RATIONAL EQUITY FLAGSHIP FUND I	S	90841	165.67
519230	KISAAN	JAINAM UDAY SHAH	B	45000	35.32
523457	LINDEINDIA	BOFA SECURITIES EUROPE SA	B	49806	7163.65
523457	LINDEINDIA	MARSHALL WACE INVESTMENT STRATEGIES - EUREKA FUND	S	49806	7163.65
524748	LINKPH	BERAZMANHORMAZDDOCTOR	S	37000	40.29
543262	MRP	PRM TRADELINK PRIVATE LIMITED	B	84000	118.73
543262	MRP	SHRIDHA JAIN	S	51000	120.01
542724	MURAE	RAVIRAJ GANESH PALIWAL	S	2262393	1.23
531832	NAGTECH	PARESH DHIRAJLAL SHAH	B	50431	32.16
539521	NAVIGANT	GAGAN GOEL	S	30000	36.15
539521	NAVIGANT	NAVIGANT IR SERVICES PRIVATE LIMITED .	B	30000	36.15
531512	ORIENTTR	AMANDEEP SINGH	B	65000	16.49
531512	ORIENTTR	DAMINI COMMOALES LLP	S	71062	16.45
531512	ORIENTTR	DAMINI COMMOALES LLP	B	27892	16.26
531395	PADAMCO	REKHA GUPTA .	S	38600	60.3
512591	PULSRIN	BLUEROCK INVESTMENT QUOTIENT LLP	S	700000	13.25
512591	PULSRIN	COMFORT ADVERTISING PVT LTD	B	505743	13.21
536659	PVVFRA	APPLE EQUIFIN PVT LTD	S	376000	17.79
536659	PVVFRA	BIPIN BHANUDAS CHARHOLIKAR	S	200000	17.67
536659	PVVFRA	GKML SOFTWARE TECHNOLOGIES PRIVATE LIMITED	S	333000	17.79
536659	PVVFRA	SUNDEEP ARJUN KARNA	B	166000	17.79
536659	PVVFRA	SUNKESULA INFRA LLP	S	155500	17.79
539760	RELICAB	SK GROWTH FUND PRIVATE LIMITED	S	64000	140.65
543256	RFLL	KIRAN MITTAL	S	89337	20.36
512097	SAICOM	KAMLESH NAVINCHANDRA SHAH	S	671156	0.61
512097	SAICOM	KAMLESH NAVINCHANDRA SHAH	B	1413167	0.6
531893	SAWABUSI	MITESH MAKVANA	S	4528000	0.58
543366	SBLI	REKHA	B	4800	35.86

505790	SCHAEFFLER	BOFA SECURITIES EUROPE SA	B	233007	3955.6
505790	SCHAEFFLER	MARSHALL WACE INVESTMENT STRATEGIES - EUREKA FUND	S	233007	3955.6
540259	SHANGAR	BHADRESHKUMAR BHARTKUMAR SHAH	S	62000	9.61
511218	SHRIRAMFIN	BOFA SECURITIES EUROPE SA	B	592746	2895.1
511218	SHRIRAMFIN	MARSHALL WACE INVESTMENT STRATEGIES - EUREKA FUND	S	592746	2895.1
519566	SIMRAN	PARESH DHIRAJLAL SHAH	B	24446	204.3
539217	SRESTHA	SYLPH TECHNOLOGIES LIMITED	S	8234803	2.24
540492	STARLENT	DHRUV GANJI	S	235244	114.8
540492	STARLENT	DHRUV GANJI	B	141750	113.37
543745	SVS	MILAN JAYVANTLAL MITHANI(HUF)	B	132000	16.11
521005	TITANIN	SECPL ENGINEERING CONSTRUCTION PRIVATE LIMITED	B	144501	33.52
532035	UNISTRMU	AMARNATH MADHUKAR HAVSHETTE	B	131694	6.5
543623	VEDANTASSET	MULTIPLIER SHARE & STOCK ADVISORS PRIVATE LIMITED	S	18000	76.65
543623	VEDANTASSET	MULTIPLIER SHARE & STOCK ADVISORS PRIVATE LIMITED	B	12000	76.65
531025	VISAGAR	DEVARAJBACKIARAJ	S	3663514	0.81
512064	VISVEN	GLASTON MARIO MENEZES	S	16738	54.21
512064	VISVEN	KAILASHBEN ASHOKKUMAR PATEL	B	24034	54.21
512064	VISVEN	SATYA PRAKASH MITTAL	S	12000	54.33
512064	VISVEN	SATYA PRAKASH MITTAL	B	88	55.05
512064	VISVEN	VIVEK KANDA	S	13659	54.21
531337	WINPRO	JAYASEELAN SINGARAVELU	S	500000	2.03

NSE

Security Code	Security Name	Client Name	Deal	Quantity	Price
AMJUMBO	A and M Jumbo Bags Ltd	DESAI SANJAY MAHENDRABHAI	BUY	104000	19.85
AMJUMBO	A and M Jumbo Bags Ltd	SAUMIL A BHAVNAGRI HUF	BUY	88000	19.85
AMJUMBO	A and M Jumbo Bags Ltd	SAVITA PATEL	SELL	80000	19.85
AMJUMBO	A and M Jumbo Bags Ltd	VIKRAMBHAI GOKALBHAI CHAUDHARI	BUY	136000	20.14
AESTHETIK	Aesthetik Engineers Ltd	GROWTH SECURITIES PRIVATE LIMITED	BUY	300000	110.2
AESTHETIK	Aesthetik Engineers Ltd	RITU BAJAJ	BUY	100000	110.2
AESTHETIK	Aesthetik Engineers Ltd	STATSOL RESEARCH LLP	BUY	240000	115.7
AESTHETIK	Aesthetik Engineers Ltd	YUGA STOCKS AND COMMODITIES PRIVATE LIMITED .	BUY	200000	115.7
CAPACITE	Capacite Infracore Ltd	GRAVITON RESEARCH CAPITAL LLP	SELL	705253	354.77
DENEERS	De Neers Tools Limited	SECUROCROP BUSINESS RE-ENGINEERING PRIVATE LIMITED	SELL	45000	175.01
DESTINY	Destiny Logistics & I Ltd	ADCON CAPITAL SERVICES LIMITED	SELL	270000	30.51
EMIL	Electronics Mart Ind Ltd	FTIF - TEMPLETON ASIAN SMALLER COMPANIES FUND	BUY	3206033	230.79
EMIL	Electronics Mart Ind Ltd	KARAN BAJAJ	SELL	15000000	229.77
EMIL	Electronics Mart Ind Ltd	NORGES BANK - GOVERNMENT PENSION FUND GLOBAL	BUY	6735000	230.75
EMIL	Electronics Mart Ind Ltd	PAVAN KUMAR BAJAJ	SELL	15000000	229.75
EMIL	Electronics Mart Ind Ltd	SBI MUTUAL FUND	BUY	15100000	229.75
FELIX	Felix Industries Ltd.	DEVANG CHANDRAKANTBHAI SHAH	SELL	107000	265.45
FELIX	Felix Industries Ltd.	RAJ NARENDRA MEHTA HUF	SELL	125000	265.45
GATECH	GACM Technologies Limited	APPU FINANCIAL SERVICES LTD	SELL	1850000	1.32
GATECH	GACM Technologies Limited	RAKESH KUMAR UPPAL AND SONS HUF	SELL	1711714	1.37
GLOBALPET	Global Pet Industries Ltd	MONEYCREW FINTEC PRIVATE LIMITED	BUY	54000	100.11
GLOBALPET	Global Pet Industries Ltd	MOONLIGHT CONTINENTAL PRIVATE LIMITED	BUY	63000	99.88
GLOBALPET	Global Pet Industries Ltd	NEW ERA IMPEX INDIA PVT LTD	BUY	70500	100
GSTL	Globesecure Techno Ltd	DIPAKBHAI NANDLALBHAI VASVANI	BUY	50000	42
GSTL	Globesecure Techno Ltd	R B K SHARE BROKING LTD	SELL	50000	42.19
GVKPIL	GVK Power & Infrastructure	ISHAAN TRADEFIN LLP	BUY	9500000	4.53
RETAIL	JHS Svendgaard Retail V L	PARKER MULTI COMMODITIES (INDIA) PRIVATE LIMITED	SELL	64128	37.75
KTL	Kalahridhaan Trendz Ltd	DHAVAL MANUBHAI JADAV	BUY	99000	40.1
KTL	Kalahridhaan Trendz Ltd	EVERMORE SHARE BROKING PRIVATE LIMITED	SELL	87000	42.87
KTL	Kalahridhaan Trendz Ltd	MOOLCHAND KIRAN KUMAR JAIN	SELL	309000	43.47
NIRMAN-RE	Nirman Agri Genetics Ltd-	JIBI JOHN	SELL	22248	138.21
NIRMAN-RE	Nirman Agri Genetics Ltd-	PRANAV KAILAS BAGAL	SELL	355350	89.14
NIRMAN-RE	Nirman Agri Genetics Ltd-	SETU SECURITIES PVT LTD	BUY	52942	86.43
OMFURN	Omfurn India Limited	AUGMENTA VALUE TRUST - SCHEME 1	SELL	60000	59.47
PPSL	Picturepost Studios Ltd	F3 ADVISORS PRIVATE LIMITED	BUY	150000	38.2
SRPL	Shree Ram Proteins Ltd.	MOHINI HEALTH & HYGIENE LIMITED	SELL	1499294	1.07
SPRL	SP Refractories Limited	S K GROWTH FUND PVT.LTD.	SELL	24000	256
SRM	SRM Contractors Limited	UPADHYAYA AJAY	BUY	143706	261.92
TRU	TruCap Finance Limited	ALOKE BIYANI	BUY	750000	45.28
VAISHALI	Vaishali Pharma Limited	ASHAPURA COMMODITIES	SELL	68000	169.3
VAISHALI	Vaishali Pharma Limited	L7 HITECH PRIVATE LIMITED	BUY	65000	169.77
WELCORP	Welspun Corp Limited	MAGIC-SQUARE HOSPITALITYSERVICES LLP	BUY	1335313	702.56

**Disclosure:**

Research Reports that are published by Nirmal Bang Securities Private Limited (hereinafter referred to as “NBSPL”) are for private circulation only. NBSPL is a registered Research Analyst under SEBI (Research Analyst) Regulations, 2014 having Registration no. INH000001766. NBSPL is also a registered Stock Broker with National Stock Exchange of India Limited, BSE Limited, Metropolitan Stock Exchange of India Limited, Multi Commodity Exchange of India Limited and , National Commodity and Derivative Exchange Limited in Capital Market , Equity and Commodities derivatives segments and Currency Derivatives Segment .

NBSPL has other business divisions with independent research teams separated by Chinese walls, and therefore may, at times, have different or contrary views on stocks and markets.

NBSPL or its associates have not been debarred / suspended by SEBI or any other regulatory authority for accessing / dealing in securities Market since last 20 years. NBSPL, its associates or analyst or his relatives do not hold any financial interest (Except Investment) in the subject company. NBSPL or its associates or Analyst do not have any conflict or material conflict of interest at the time of publication of the research report with the subject company. NBSPL or its associates or Analyst or his relatives may or may not hold beneficial ownership of 1% or more in the subject company at the end of the month immediately preceding the date of publication of this research report.

NBSPL or its associates / analyst has not received any compensation / managed or co-managed public offering of securities of the company covered by Analyst during the past twelve months. NBSPL or its associates have not received any compensation or other benefits from the company covered by Analyst or third party in connection with the research report. Analyst has not served as an officer, director or employee of Subject Company. NBSPL / analyst has not been engaged in market making activity of the subject company.

**Analyst Certification:** The research analysts and authors of these reports, hereby certify that the views expressed in this research report accurately reflects my/our personal views about the subject securities, issuers, products, sectors or industries. It is also certified that no part of the compensation of the analyst(s) was, is, or will be directly or indirectly related to the inclusion of specific recommendations or views in this research. The analyst(s) principally responsible for the preparation of this research report and has taken reasonable care to achieve and maintain independence and objectivity in making any recommendations.



**Disclaimer:**

The Research Report is for the personal information of the authorized recipient and does not construe to be any investment, legal or taxation advice. NBSPL is not soliciting any action based upon it. Nothing in the research report shall be construed as a solicitation to buy or sell any security or product, or to engage in or refrain from engaging in any such transaction. In preparing the research report, we did not take into account the investment objectives, financial situation and particular needs of the reader.

The research report has been prepared for the general use of the clients of NBSPL and must not be copied, either in whole or in part, or distributed or redistributed to any other person in any form. If you are not the intended recipient you must not use or disclose the information in the research report in any way. Though disseminated to all the customers simultaneously, not all customers may receive the research report at the same time. NBSPL will not treat recipients as customers by virtue of their receiving the research report. The research report is not directed or intended for distribution to or use by any person or entity resident in a state, country or any jurisdiction, where such distribution, publication, availability or use would be contrary to law, regulation or which would subject NBSPL & its group companies to registration or licensing requirements within such jurisdictions.

The report is based on the information obtained from sources believed to be reliable, but we do not make any representation or warranty that it is accurate, complete or up-to-date and it should not be relied upon as such. We accept no obligation to correct or update the information or opinions in it. NBSPL or any of its affiliates or employees shall not be in any way responsible for any loss or damage that may arise to any person from any inadvertent error in the information contained in the research report. NBSPL or any of its affiliates or employees do not provide, at any time, any express or implied warranty of any kind, regarding any matter pertaining to this report, including without limitation the implied warranties of merchantability, fitness for a particular purpose, and non-infringement. The recipients of the research report should rely on their own investigations.

This information is subject to change without any prior notice. NBSPL reserves its absolute discretion and right to make or refrain from making modifications and alterations to this statement from time to time. Nevertheless, NBSPL is committed to providing independent and transparent recommendations to its clients, and would be happy to provide information in response to specific client queries.

Before making an investment decision on the basis of research report, the reader needs to consider, with or without the assistance of an adviser, whether the advice is appropriate in light of their particular investment needs, objectives and financial circumstances. There are risks involved in securities trading. The price of securities can and does fluctuate, and an individual security may even become valueless. International investors are reminded of the additional risks inherent in international investments, such as currency fluctuations and international stock market or economic conditions, which may adversely affect the value of the investment. Opinions expressed are subject to change without any notice. Neither the company nor the director or the employees of NBSPL accept any liability whatsoever for any direct, indirect, consequential or other loss arising from any use of the research report and/or further communication in relation to the research report. Here it may be noted that neither NBSPL, nor its directors, employees, agents or representatives shall be liable for any damages whether direct or indirect, incidental, special or consequential including lost revenue or lost profit that may arise from or in connection with the use of the information contained in the research report.

Copyright of this document vests exclusively with NBSPL.

Our reports are also available on our website

Registration granted by SEBI and certification from NISM in no way guarantee performance of NBSPL or provide any assurance of returns to investors.

**Nirmal Bang Research (Division of Nirmal Bang Securities Pvt. Ltd.)**

B-2, 301/302, Marathon Innova,  
Opp. Peninsula Corporate Park  
Off. Ganpatrao Kadam Marg  
Lower Parel(W), Mumbai-400013  
Board No. : 91 22 6723 8000/8001  
Fax. : 022 6723 8010